



HAMMER·HEAD™


PATENTED PERFORMANCE

INSTALLING A BATTERY IN THE RESORT UNIT



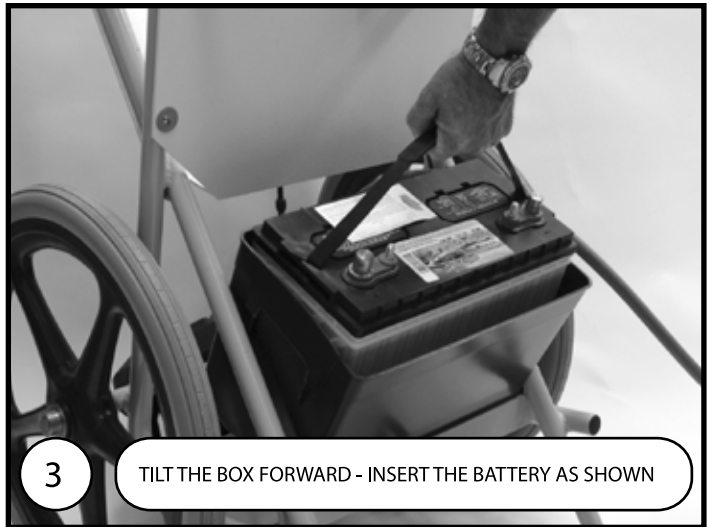
1

REMOVE HEAD AND CORD FROM THE CART- SET ASIDE



2

LIFT BATTERY BOX LID AND PUSH IT THROUGH TO THE BACK



3

TILT THE BOX FORWARD - INSERT THE BATTERY AS SHOWN



4

CONNECT THE WIRES TO THE TERMINALS AND TIGHTEN NUTS



5

FOR CHARGING: LIFT THE LID AND CONNECT CLIPS